

If you have any questions, please contact me at [jamie@teachmommyteach.com](mailto:jamie@teachmommyteach.com)

Thank you for downloading!

You May:

- use these resources in your own home or classroom for non-commercial use.
- print as many copies as you would like.
- share the website link, <https://teachmommyteach.com/>, where this printable can be found, so that others can download the file.

You May NOT:

- sell, give away, or share a printed copy. Each person should download separately and print.
- print out a copy for multiple teachers, as in an entire school, co-op, or other group. Each teacher should download separately and print.
- link directly to the pdf. Instead, link to the page on <https://teachmommyteach.com/> or <https://teacherspayteacher.com/> where you found the download.
- claim this or any part of this printable as your own.
- alter this printable and claim it as your own.
- host any of the files on your personal or other websites that can be shared with others.
- Upload this resource to any file sharing sites

Credits!! Thank you Speaking of Images and Open Clipart!



<https://www.teacherspayteachers.com/Store/Speaking-Of-Images>



<https://openclipart.org/>


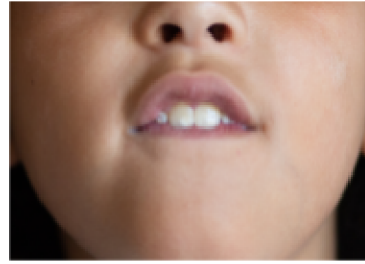
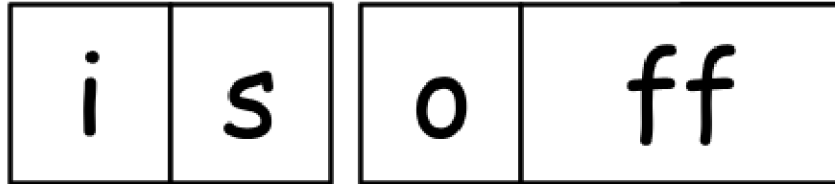
# More Beginning Readers 9: The Nap

## Pre-Reading Worksheets

Your child will practice *CVC* words and review the high frequency  
word *off*.

Name: \_\_\_\_\_


Read the two words below. Cut out the graphemes (letters) below. Then match the graphemes (letters) to the pictures of the mouths saying the words, and glue. Write the words on the handwriting lines.



---

---

---



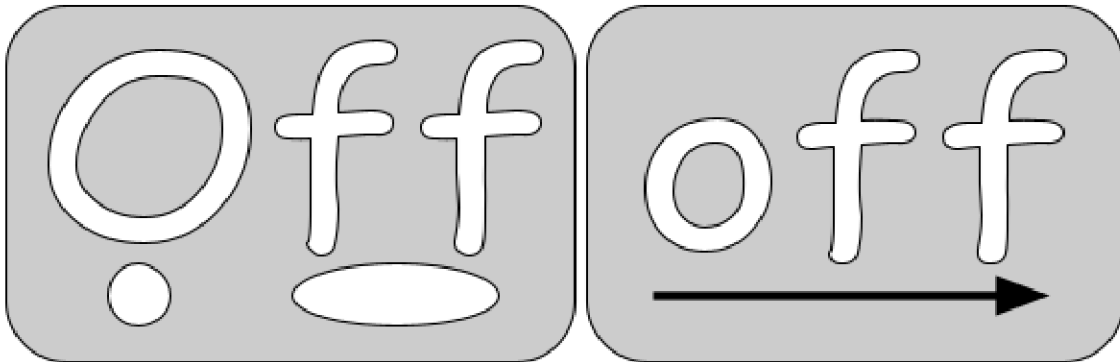
---

---

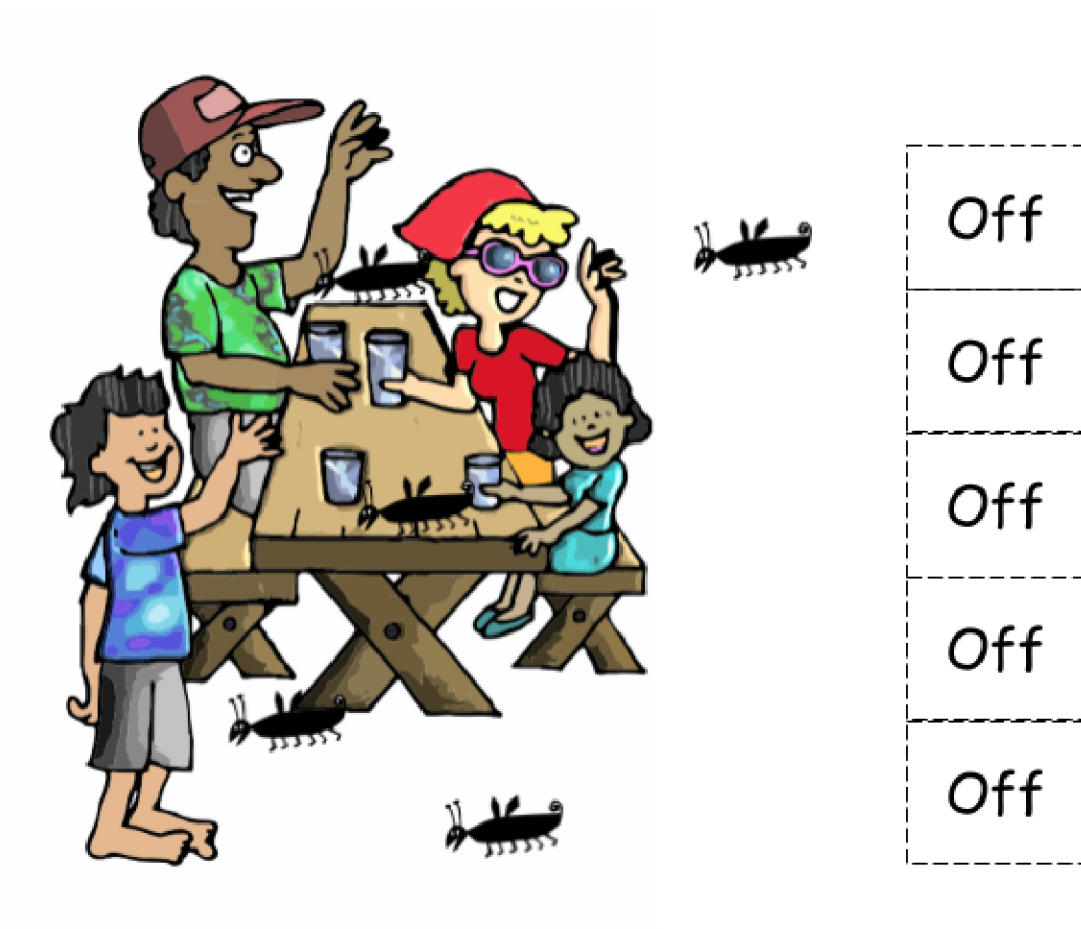
---

Name: \_\_\_\_\_

Sound out the following word. Then color the word.



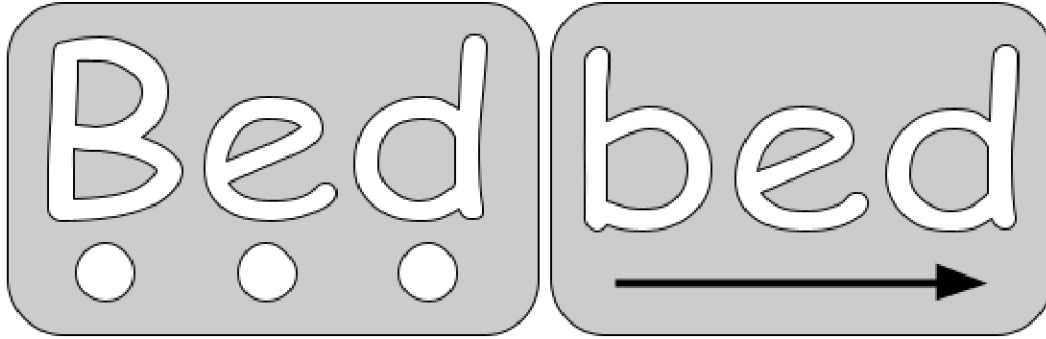
Help the family get to the bugs off their picnic by gluing the word OFF on top of each bug.



Thank you [openclipart.org](https://www.openclipart.org) for the wonderful clipart!

Name: \_\_\_\_\_

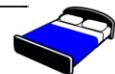
Sound out the following word. Then color the word.



Help the girl get to the bed by following the word BED through the maze.



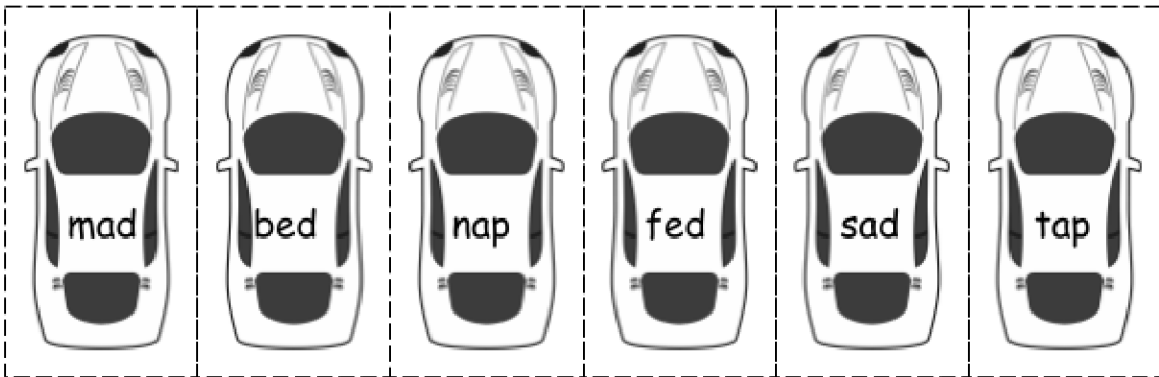
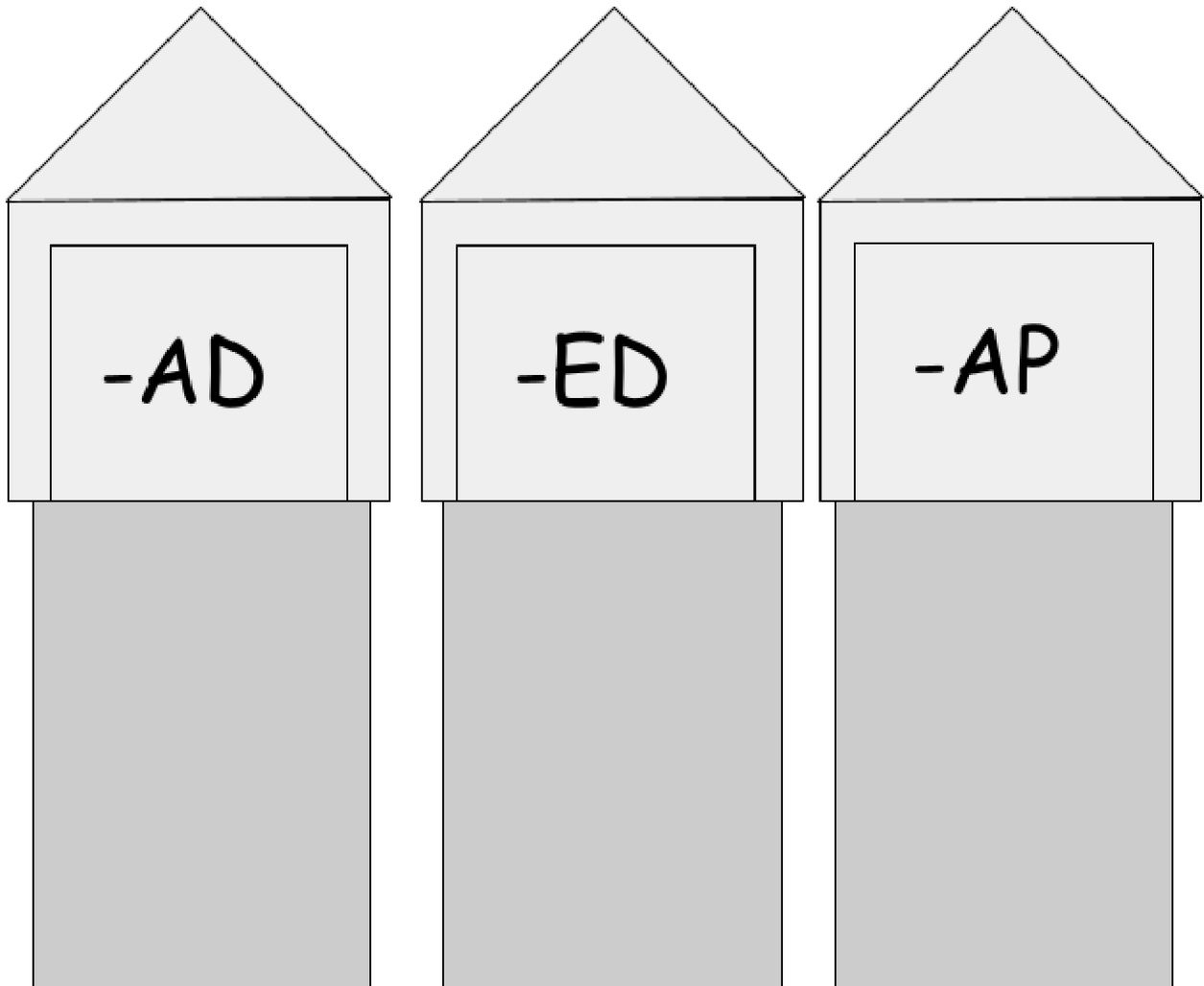
	bed	bed	bid	pit	pen	Send	Jen	
Jen	fed	bed	bed	bed	bed	ben	Bend	
men	_____			bed	_____	band	sand	
cat	an	fan		bed	bed	ban	bin	cot
bot	Can	_____	bid	_____	_____	can	fot	
ban	cot	rot	pig	Jan	_____	men	hot	
bad	beg	bot	big	an	bed	bed	bet	
bin	bed	bed	bed	bed	big	bed	bed	
bid	bed	bed	bed	bed	bed	bed	bed	



Thank you [openclipart.org](http://openclipart.org) for the wonderful clipart!

Name: \_\_\_\_\_

Glue the cars in front of the correct garage.



Thank you [openclipart.org](https://openclipart.org) for the wonderful clipart!

# More Beginning Readers 9: The Nap

## Extra Practice Post-Reading Worksheets

Name: \_\_\_\_\_

Finish writing each word that represents the picture next to it. As you go down the list, each word will only change 1 grapheme (letter or letters that represent one sound.)



bad



b \_ \_ d



\_ \_ ed



Name: \_\_\_\_\_

Read the following silly sentences. Then draw a picture to illustrate each silly sentence.

The cat naps on the bed. The dog gets on the bed.

--	--

The cat is mad.

The dog gets off the bed.

--	--

# More Beginning Readers 9:

## The Nap

# Answers

## Pre-Reading Worksheets


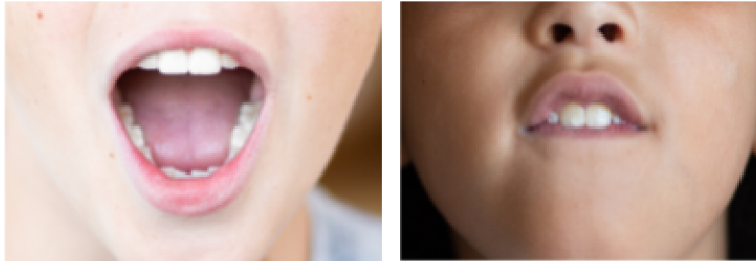
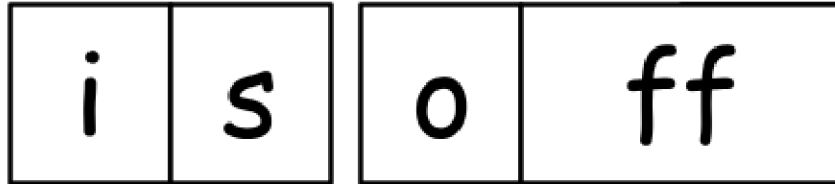
Your child will practice *CVC* words and review the high frequency word *off*.

# Answers




More Beginning Readers Book 9: The Nap

Name: \_\_\_\_\_

Read the two words below. Cut out the graphemes (letters) below. Then match the graphemes (letters) to the pictures of the mouths saying the words, and glue. Write the words on the handwriting lines.



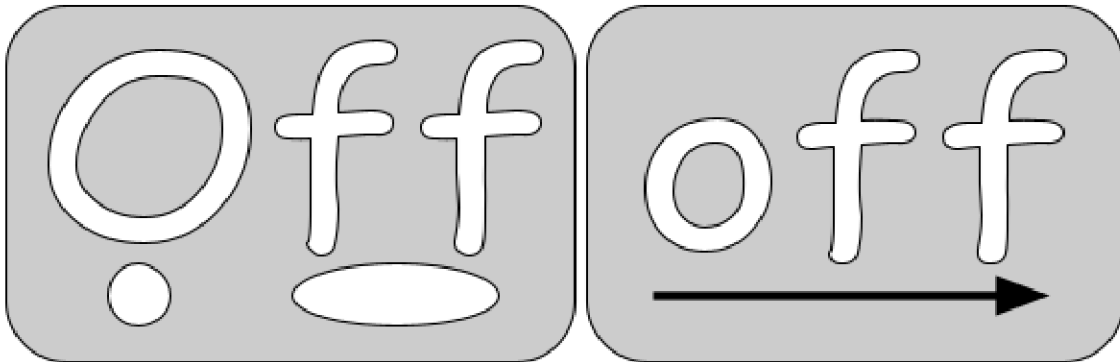
off



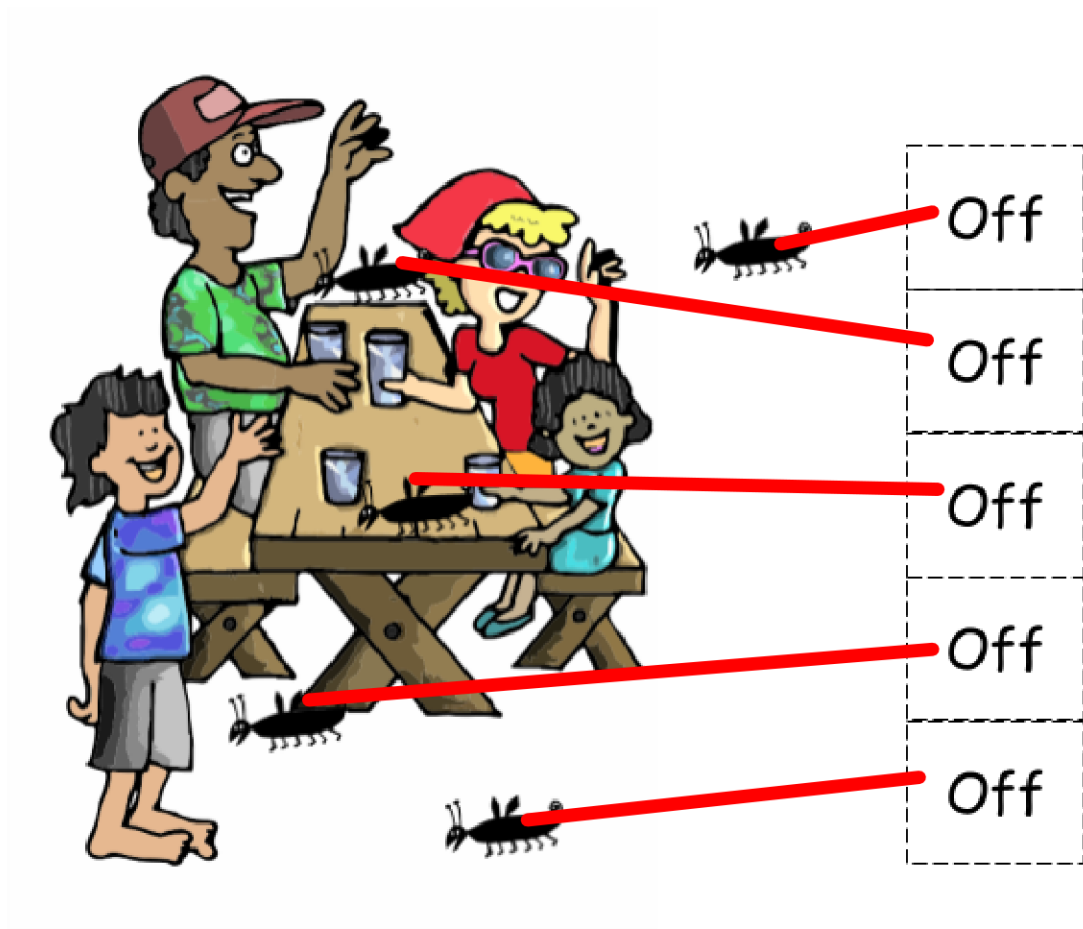
is

Name: Answers

Sound out the following word. Then color the word.



Help the family get to the bugs off their picnic by gluing the word OFF on top of each bug.

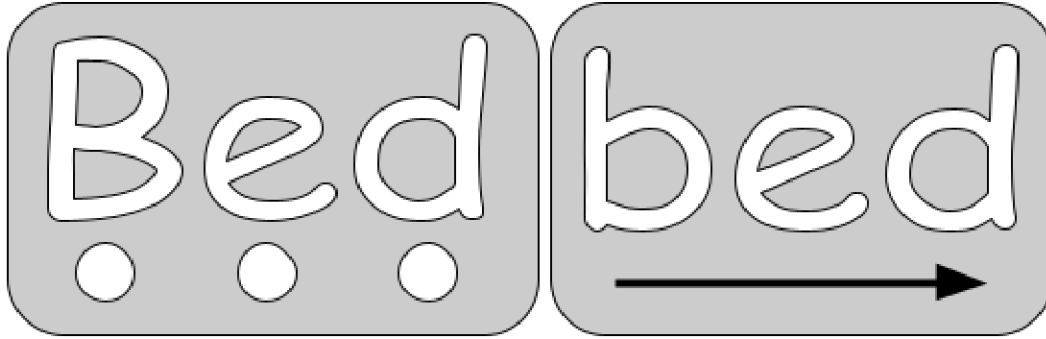


Thank you [openclipart.org](https://openclipart.org) for the wonderful clipart!

# Answers

Name: \_\_\_\_\_

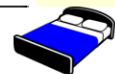
Sound out the following word. Then color the word.



Help the girl get to the bed by following the word BED through the maze.



	bed	bed	bid	pit	pen	Send	Jen
Jen	fed	bed	bed	bed	bed	ben	Bend
men				bed		band	sand
cat	an		fan		bed	bed	ban
bot		Can		bid		beg	bed
ban	cot	rot	pig	Jan		bat	
bad	beg	bot	big	an	bed	bed	bet
bin	bed	bed	bed		bed		big
bid	bed		bed	bed	bed	bed	bed



Thank you [openclipart.org](http://openclipart.org) for the wonderful clipart!

# Answers

More Beginning Readers Book 9: The Nap

Name: \_\_\_\_\_

Glue the cars in front of the correct garage.

The image shows three garages with labels: -AD, -ED, and -AP. Below them are six cars with labels: mad, bed, nap, fed, sad, and tap. Red lines indicate the correct matches: mad to -AD, bed to -ED, nap to -ED, fed to -ED, sad to -AP, and tap to -AD. A large red X is drawn over the middle -ED garage and its corresponding cars (bed, nap, fed).

Thank you [openclipart.org](http://openclipart.org) for the wonderful clipart!

# More Beginning Readers 9: The Nap

## Answers Extra Practice Post-Reading Worksheets

Name: Answers

Finish writing each word that represents the picture next to it. As you go down the list, each word will only change 1 grapheme (letter or letters that represent one sound.)



bad



b e d



f ed



# Answers More Beginning Readers Book 9: The Nap

Name: \_\_\_\_\_

Read the following silly sentences. Then draw a picture to illustrate each silly sentence.

The cat naps on the bed. The dog gets on the bed.

--	--

The cat is mad. The dog gets off the bed.

--	--